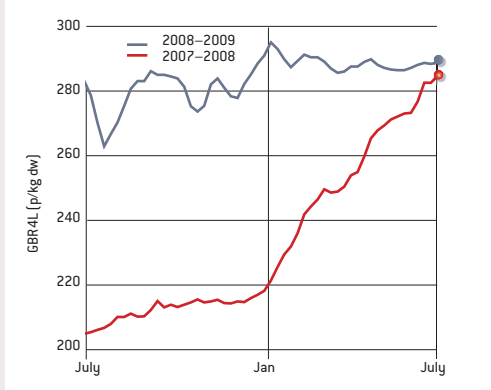
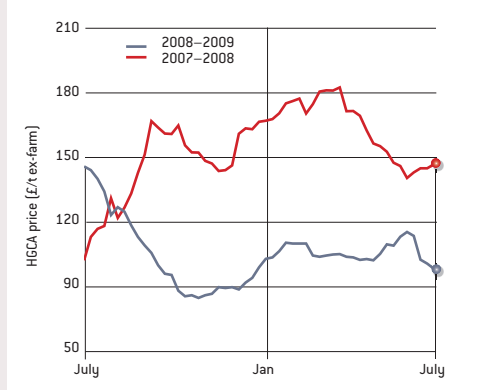


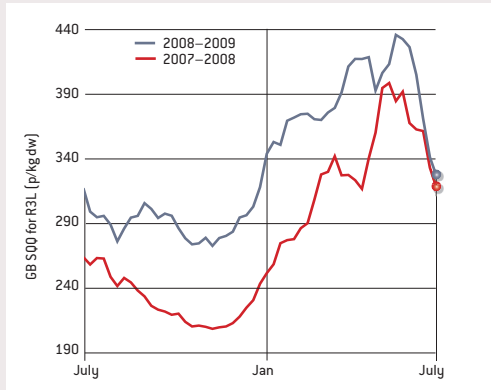
1 FINISHED CATTLE
Year-on-year comparison



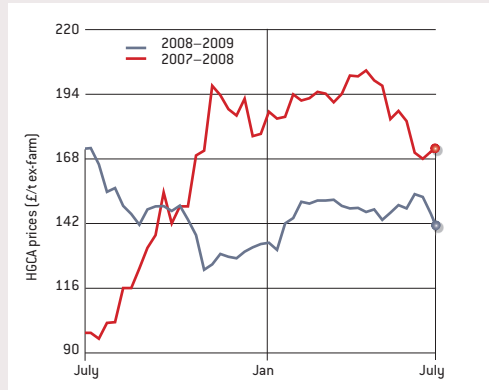
2 FEED WHEAT
Year-on-year comparison



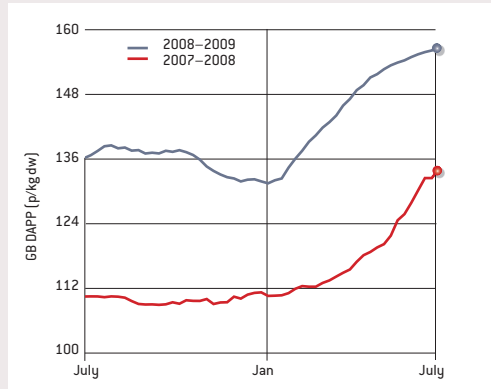
3 FINISHED LAMBS
Year-on-year comparison



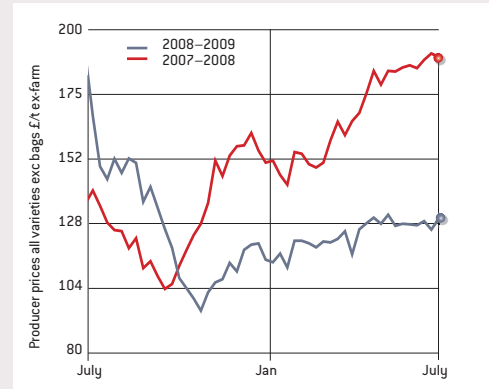
4 MILLING WHEAT
Year-on-year comparison



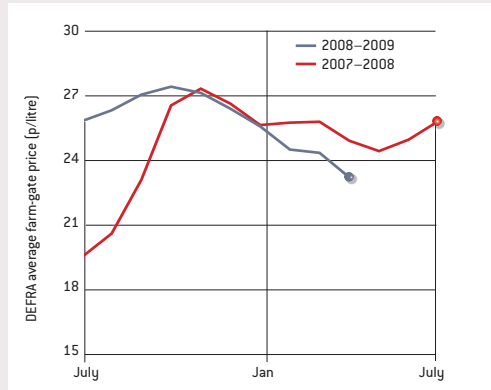
5 FINISHED PIGS
Year-on-year comparison



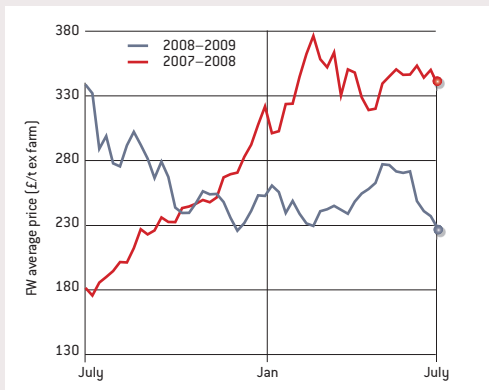
6 POTATOES
Year-on-year comparison



7 MILK
Year-on-year comparison



8 OILSEED RAPE
Year-on-year comparison



PRICES

Week ending 10 July 2009

Livestock

	This week	Last week	One year ago
--	-----------	-----------	--------------

CATTLE

Finished steers R4L			
p/kg/dw	288.5	288.1	283.0
All finished steers			
p/kg/lw	150.0	154.1	147.0
Finished heifers			
p/kg/lw	155.7	157.8	149.2
Young bulls			
p/kg/lw	143.4	147.1	145.4
Continental x yearling steers			
£/head	588.5	587.6	520.6
Friesian x bull calves			
£/head	48.7	44.9	41.1
Continental x bull calves			
£/head	226.6	226.4	180.4
Dairy cows (commercial)			
£/head	1,215.0	1,270.6	1,289.2
Over thirty month calves (p/kg/lw)			
Dairy-bred	86.7	89.0	84.7
Beef-bred	106.7	110.7	102.4

SHEEP

Finished lambs R3L (NEW season)			
p/kg/dw	324.7	340.2	315.4
Finished lambs SQ0 (NEW season)			
p/kg/lw	142.1	149.2	132.5
Cull ewes			
£/head	49.9	50.1	37.9

PIGS

Cull sows			
p/kg/lw	72.7	73.5	66.5
DAPP p/kg/dw			
GB Average	155.3	154.6	135.1

Arable

	This week	Last week	One year ago
--	-----------	-----------	--------------

CEREALS £/t ex-farm			
Feed Wheat	92.5	94.9	142.4
Milling Wheat	141.9	143.2	167.4
Feed Barley	76.8	79.2	125.1
Oilseed Rape	226.9	236.0	335.4

PULSES £/t ex-farm

Feed Peas	132.5	145.5	181.7
Feed Beans	134.0	147.5	181.7

POTATOES

Average maincrop producer prices, all varieties exc bags

(w/e 3 July 2009)			
£/t ex-farm	n/q	130.6	n/q